



**prompt<sup>®</sup>**

**PACKEASY**

bag filling machine

## Manual Packaging

Vs

## Automated Packaging

Lower or inaccurate speed.	<b>Speed</b>	Higher speed of up to 8-17 bags per min.
Inaccurate weight packaging	<b>Accuracy</b>	Highly accurate weight packaging
High labour cost	<b>Labour</b>	Less labour cost
Very poor consistency due to dependency on manpower.	<b>Weight Consistency</b>	High consistency in each bag due to auto intelligent close loop feedback system.
There is no auto-reporting of material packaging.	<b>Data Monitoring</b>	There is system generated auto reporting that can be extracted through USB for analysis.
Low scalability as it is time-consuming.	<b>Scalability</b>	Higher rates of scalability with an increase in operations.
Uneven packaging leads to a lower rate of uniformity. And a higher possibility of material wastage.	<b>Uniformity</b>	With quality control and software systems, it has higher uniformity rates and no material wastage.
Inaccurate quality with more resources	<b>Quality</b>	Top-Notch quality with the intelligent inbuilt program



**Easy  
Operation**



**Automated  
Control**



**Accurate  
Filling**



**CE and OIML  
Certified**



**IP65**

## Applications



**Pulses  
Granules**



**Spices  
Granules**



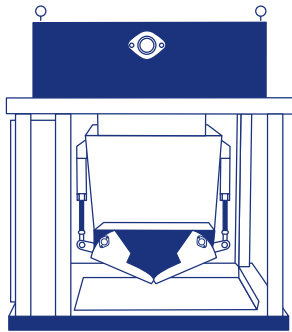
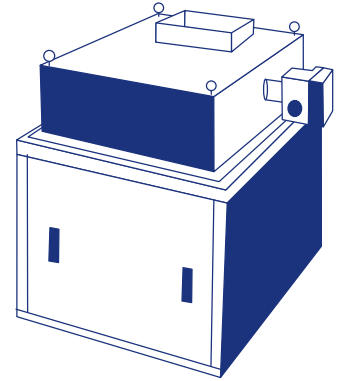
**Seeds &  
Fertilizer**



**Plastic  
Granules**

## Auto Filler

Specially designed for industrial application with high-speed accuracy in the material filling. Single loadcell system for weighing hopper ensures accuracy and reduces maintenance cost

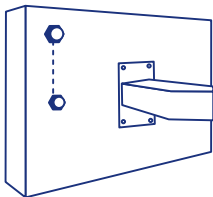
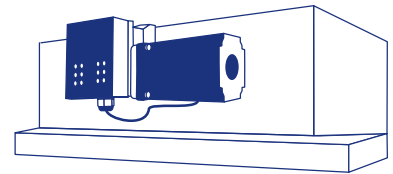


## User-friendly Design

The food contacting materials are made of SS304, which is ideal for the food packaging

## Auto intelligent mechanism

Stepper Motor for the fast, accurate and consistent feeding control


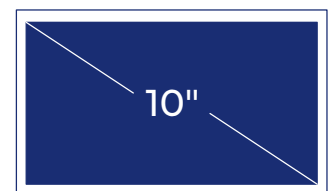


## Data Export

Embedded USB for exporting data

## User Friendly Display

10-inch touch screen embedded with auto-learning software which displays real-time status, material weight, recipe and other statistics



## Reports

Detailed analytical reports for decision making





## Technical Specifications

Dimension L X W X H (mm)	<b>(5kg)</b> 2975 X826X 1755   <b>(25kg)</b> 3000X950X2700   <b>(50kg)</b> 3050 X910X 2950
Hardware	10 inch Touch Screen, Actuator, F301 Mainboard,
Belt Conveyer	Belt conveyer with reverse and forward direction, motorized height adjustment
Data Export	Data export facility through USB
Comunication	Rs485, Modbus TCP/IP
Feeding method	Feeding control by servo, pneumatic discharging
Material	Food contacting material: SS304, Other: MS
Controller	Touch Screen Bagging Controller
Power	AC 110 ~ 260V.50/60HZ. Approximate 200VA
Filling Mode	3 Stage Feeding(Course, Moderately, fine)
Air Supply	6 Bar
Bag type	Open Mouth
Power Phase	3 Phase
Optional Accessories	Double thread - Auto thread cutter/ Heat sealing



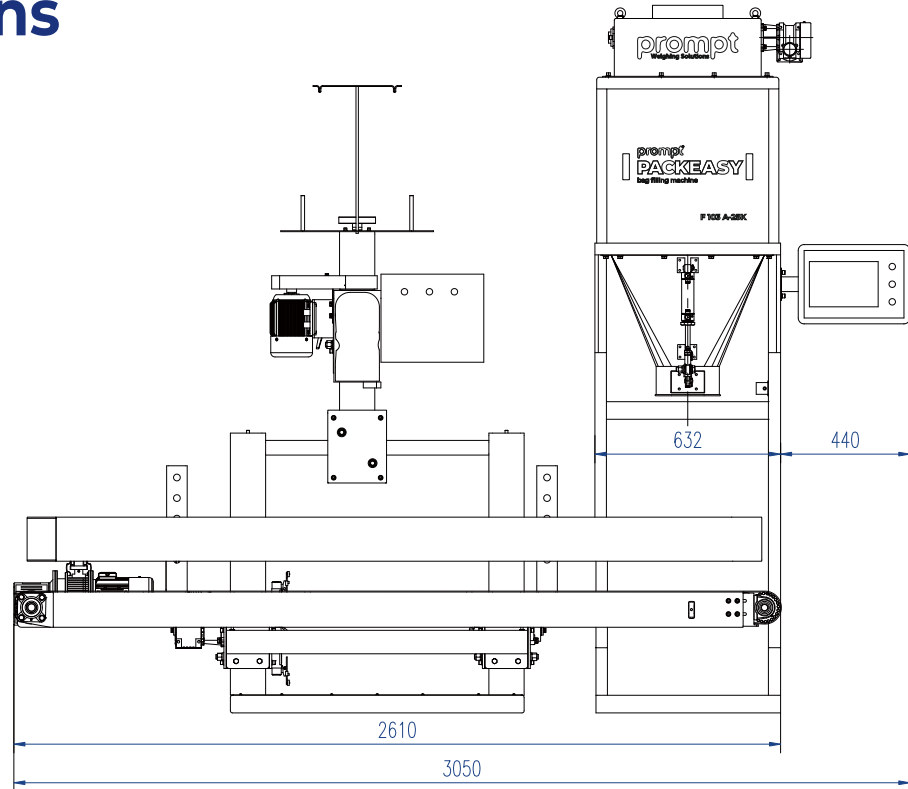
Automatic Bag Filling System is built with self optimizing program that accurately controls the material flow & speed.



## Available in various models

	<b>PAB 5K</b>	<b>PAB 25K</b>	<b>PAB 50K</b>	
Weighing Range	1-5 kg	5-25 kg	10-50 kg	
Accuracy	±5 g	±10 g	±20 g	
Speed	17 bags/Min	14 bags/Min	8 bags/Min	
Volume	11Ltr	55Ltr	86Ltr	

# Dimensions



## Why choose Prompt?



### Three Decades of Legacy

30+ years of weighing industry experience.



### Prompt's Client Base

Prompt has over 300+ clients in India.



### Top-Notch Technology

Exclusive partner of General Measure.



### Customized Solutions

We provide customized solutions based on the client's requirements.



### Prompt's Service Network

Prompt's world-class service range spans across 28 states & 270+ districts including the remote area of the country.



### 24 x 7 Assistance

We provide online assistance 24 hours a day, seven days a week.

## Prompt Equipments Pvt. Ltd.

7th Floor, Shaligram Corporates, C. J. Road, Iskon - Ambli Road, Ahmedabad, Gujarat – 380058

[www.promptscale.com](http://www.promptscale.com) | [sales@promptscale.com](mailto:sales@promptscale.com)

Phone: 9712980342 | follow us on   

Scan the QR Code to know more:

